



TECHNICAL SPECIFICATIONS

CUSTOM SKATEBOARD DESIGN

Customer: Lindsay Rogers
 Project: Drop Deck Longboard 39"
 Date: 5/18/2026

KEY SPECIFICATIONS

Primary Dimensions	
Overall Length	39.00"
Deck Width	10.00"
Wheelbase	32.75"
Thickness	0.500"
Nose Length	1.00"
Tail Length	1.00"
Concave & Rocker	
Concave Depth	0.350"
Concave Type	TUB
Flat Center Width	3.50"
Rocker / Camber	0.000"
Kicktail Profiles	
Kick Profile Type	STANDARD
Nose Kick Angle	0.0°
Nose Kick Radius	10.00"
Tail Kick Angle	0.0°
Tail Kick Radius	5.00"
Shape Tapering	
Nose Tip Width	0.30"
Tail Tip Width	0.30"
Nose Shape Ratio	5.20
Tail Shape Ratio	5.20





PERSPECTIVE VIEWS



TOP VIEW



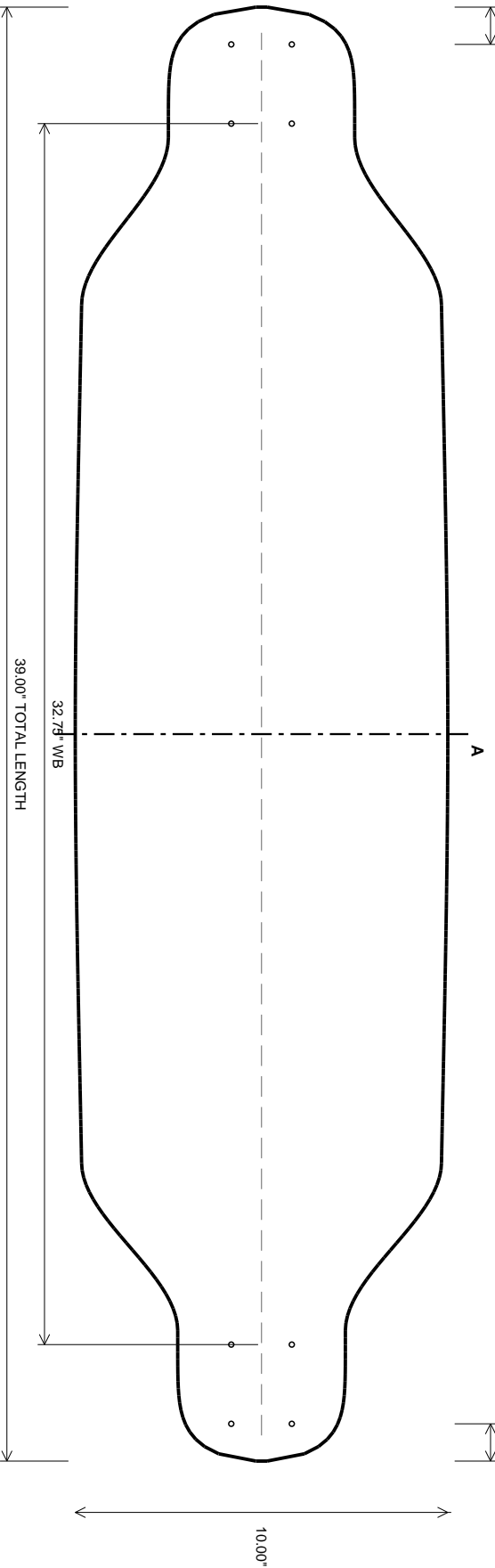
BOTTOM VIEW



SIDE VIEW

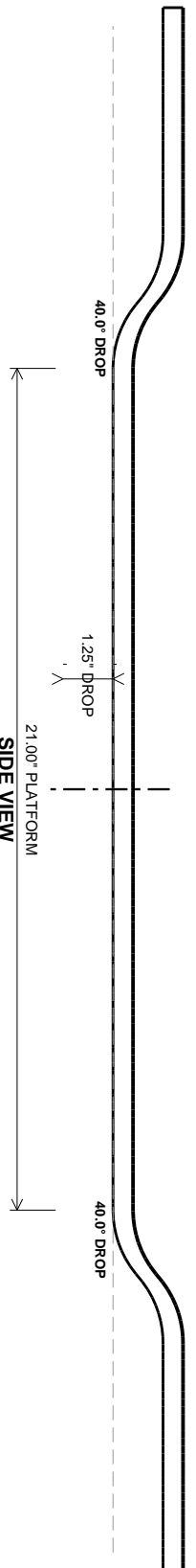


1.00"

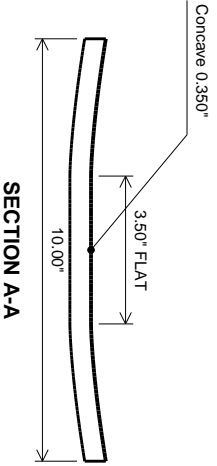


1.00"

TOP VIEW



SIDE VIEW



- NOTES:**
1. DECK CONSTRUCTION - 9 PLYS HARD MAPLE VENEER.
 2. ROUND ALL EDGES TO 1/8" RADIUS.
 3. CONCAVE TYPE: TUB, DEPTH: 0.350".
 4. KICK PROFILE: STANDARD.
 5. TRUCK HOLE PATTERN: NEW SCHOOL.
 6. DROP DECK - DEPTH: 1.250", ANGLE: 40.0°.

ALL DIMENSIONS ARE IN INCHES UNLESS OTHERWISE NOTED.

TOLERANCES:

LENGTHS: $\pm 1/16"$ RADIAL: $\pm 1/16"$
 HOLES: $+1/16", -0"$ ANGULAR: $\pm 2"$

DROP DECK LONGBOARD 39"

Designed with LindzCAD | 5/18/2026
 Concave: TUB | 9 Ply | Thickness: 0.5000"



DETAILED PARAMETERS

Specification	Value
Board Shape	
Nose Width	9.500"
Mid Board Width	10.000"
Mid Board Width Position	0.000"
Tail Width	9.500"
Wheelbase	32.750"
Nose Length	1.000"
Tail Length	1.000"
Nose Kick Angle	0.0°
Tail Kick Angle	0.0°
Nose Shape Ratio	5.20
Nose Wide Point Distance	6.000"
Nose Tip Width	0.30"
Nose Tip Width Fillet	0.00"
Nose Tip Rounding	0.0000"
Tail Shape Ratio	5.20
Tail Wide Point Distance	6.000"
Tail Tip Width	0.30"
Tail Tip Width Fillet	0.00"
Tail Tip Rounding	0.0000"
Thickness	0.5000"
Advanced Shape Controls	
Advanced Shape Enabled	YES
Nose Indent Length	3.50"
Nose Indent Depth	4.50"
Nose Indent Width	5.00"
Nose Corner Chamfer	0.00"
Nose Chamfer Angle	0.0°
Nose Tip Scoop	0.00"
Nose Tip Rounding (Adv)	0.0000"
Tail Indent Length	3.50"
Tail Indent Depth	4.50"

DETAILED PARAMETERS (continued)



Specification	Value
Tail Indent Width	4.50"
Tail Corner Chamfer	0.00"
Tail Chamfer Angle	0.0°
Tail Tip Scoop	0.00"
Tail Tip Rounding (Adv)	0.0000"
Concave	
Concave Depth	0.3500"
Concave Type	TUB
Flat Center Width	3.500"
Concave Center Position	0.000"
Nose Dist from Concave Center	10.000"
Tail Dist from Concave Center	10.000"
Nose Concave End	22.000"
Tail Concave End	22.000"
Concave Nose Kick	0.00"
Concave Nose Tip	0.00"
Concave Tail Kick	0.00"
Concave Tail Tip	0.00"
Kick Detail	
Kick Profile Type	STANDARD
Nose Kick Transition Pos	1.0625"
Nose Kick Transition Radius	10.00"
Flat Before Kick (Nose)	2.750"
Nose Kick Angle	0.0°
Nose Kick Arc	0.0°
Tail Kick Transition Pos	1.0625"
Tail Kick Transition Radius	5.00"
Flat Before Kick (Tail)	0.000"
Tail Kick Angle	0.0°
Tail Kick Arc	0.0°
Rocker & Camber	
Camber/Rocker Amount	0.000"



DETAILED PARAMETERS (continued)

Specification	Value
Camber/Rocker Length	28.00"
Camber/Rocker Offset	-0.25"
Drop Deck	
Drop Enabled	YES
Drop Depth	1.250"
Platform Length	21.00"
Drop Angle	40.0°
Drop Radius (Smoothness)	2.50"

GET IN TOUCH

A person in a hoodie and jeans is skateboarding on a concrete ledge in a modern building. The scene is dimly lit, with a blue tint. The person is in a crouched position, performing a trick. The background shows architectural elements like columns and a staircase.

LindzCAD Software

Skateboard & Mold Design Software

Ski & Snowboard Design Software

Email: lindzcad1@gmail.com

SkateboardMolds.com

Website: www.skateboardmolds.com

Email: (Coming Soon)

Rhythm Technology Ltd.

Precision CNC Manufacturing

Website: www.rhythmcnc.com

Email: info@rhythmcnc.com

Social Media

YouTube: (To be provided)

Facebook: (To be provided)

Instagram: (To be provided)

TikTok: (To be provided)