



TECHNICAL SPECIFICATIONS

CUSTOM SKATEBOARD DESIGN

Customer: Lindsay Rogers
 Project: Old School 80's #1
 Date: 5/18/2026

KEY SPECIFICATIONS

Primary Dimensions	
Deck Width	10.25"
Wheelbase	16.00"
Thickness	0.438"
Nose Length	3.00"
Tail Length	7.00"
Concave & Rocker	
Concave Depth	0.350"
Concave Type	RADIAL
Flat Center Width	0.00"
Rocker / Camber	0.000"
Kicktail Profiles	
Kick Profile Type	STANDARD
Nose Kick Angle	2.0°
Nose Kick Radius	8.00"
Tail Kick Angle	18.0°
Tail Kick Radius	4.00"
Shape Tapering	
Nose Tip Width	0.30"
Tail Tip Width	7.77"
Nose Shape Ratio	4.50
Tail Shape Ratio	2.70





PERSPECTIVE VIEWS




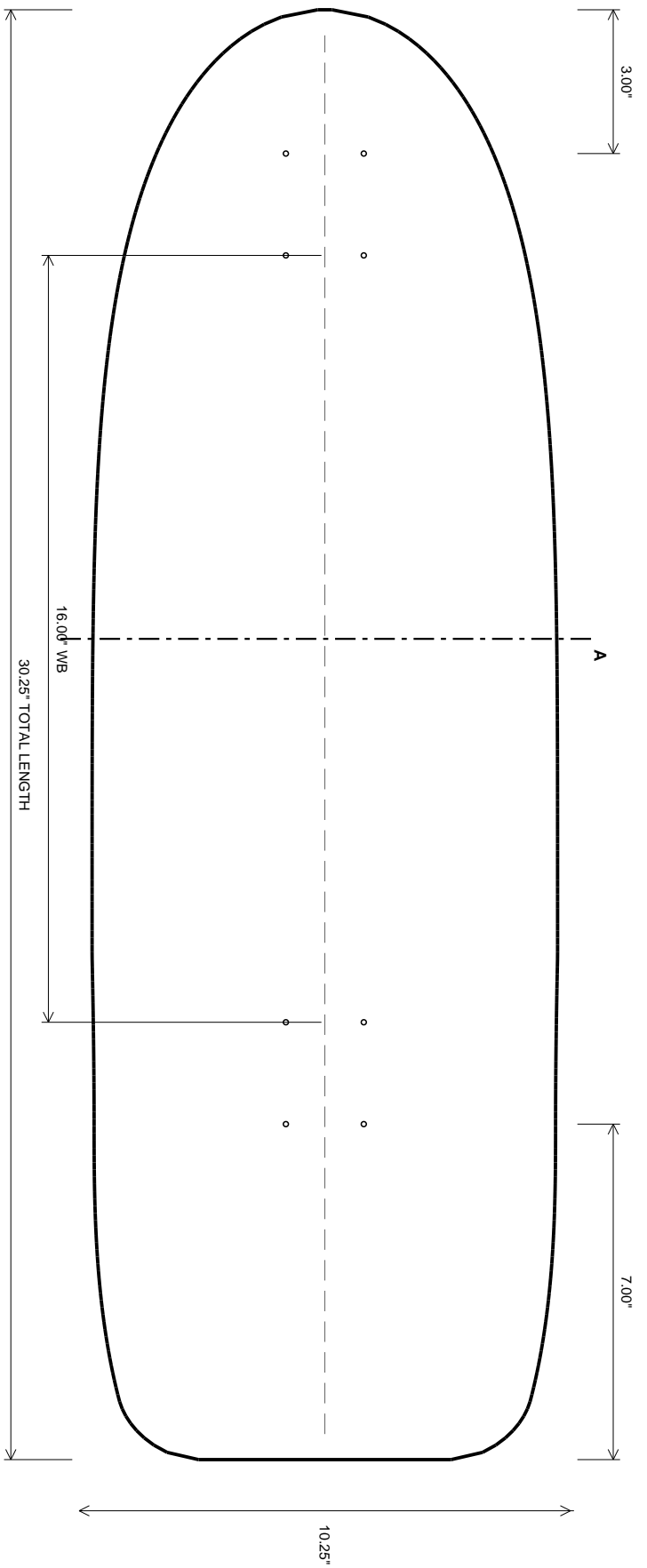
TOP VIEW



BOTTOM VIEW



SIDE VIEW



NOTES:

1. DECK CONSTRUCTION - 7 PILES HARD MAPLE VENEER.
2. ROUND ALL EDGES TO 1/8" RADIUS.
3. CONCAVE TYPE: RADIAL, DEPTH: 0.350".
4. KICK PROFILE: STANDARD.
5. TRUCK HOLE PATTERN: OLD SCHOOL.

ALL DIMENSIONS ARE IN INCHES UNLESS OTHERWISE NOTED.

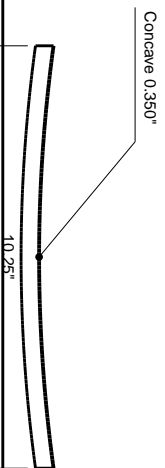
TOLERANCES:

LENGTHS: $\pm 1/16"$ RADIAL: $\pm 1/16"$
HOLES: $+1/16", -0"$ ANGULAR: $\pm 2"$

OLD SCHOOL 80'S #1

Designed with LindzCAD | 5/18/2026
Concave: RADIAL | 7 Ply | Thickness: 0.4375"

SECTION A-A





DETAILED PARAMETERS

Specification	Value
Board Shape	
Nose Width	10.000"
Mid Board Width	10.250"
Mid Board Width Position	5.125"
Tail Width	9.625"
Wheelbase	16.000"
Nose Length	3.000"
Tail Length	7.000"
Nose Kick Angle	2.0°
Tail Kick Angle	18.0°
Nose Shape Ratio	4.50
Nose Wide Point Distance	16.750"
Nose Tip Width	0.30"
Nose Tip Width Fillet	0.00"
Nose Tip Rounding	0.0000"
Tail Shape Ratio	2.70
Tail Wide Point Distance	0.000"
Tail Tip Width	7.77"
Tail Tip Width Fillet	1.25"
Tail Tip Rounding	0.2500"
Thickness	0.4375"
Advanced Shape Controls	
Advanced Shape Enabled	NO
Nose Indent Length	0.00"
Nose Indent Depth	0.00"
Nose Indent Width	0.00"
Nose Corner Chamfer	0.00"
Nose Chamfer Angle	0.0°
Nose Tip Scoop	0.00"
Nose Tip Rounding (Adv)	0.0000"
Tail Indent Length	0.00"
Tail Indent Depth	0.00"

DETAILED PARAMETERS (continued)



Specification	Value
Tail Indent Width	0.00"
Tail Corner Chamfer	0.00"
Tail Chamfer Angle	0.0°
Tail Tip Scoop	0.00"
Tail Tip Rounding (Adv)	0.2500"
Concave	
Concave Depth	0.3500"
Concave Type	RADIAL
Flat Center Width	0.000"
Concave Center Position	0.000"
Nose Dist from Concave Center	14.375"
Tail Dist from Concave Center	0.250"
Nose Concave End	11.875"
Tail Concave End	10.000"
Concave Nose Kick	0.00"
Concave Nose Tip	0.00"
Concave Tail Kick	0.00"
Concave Tail Tip	0.00"
Kick Detail	
Kick Profile Type	STANDARD
Nose Kick Transition Pos	1.0625"
Nose Kick Transition Radius	8.00"
Flat Before Kick (Nose)	0.000"
Nose Kick Angle	2.0°
Nose Kick Arc	0.0°
Tail Kick Transition Pos	1.0625"
Tail Kick Transition Radius	4.00"
Flat Before Kick (Tail)	0.500"
Tail Kick Angle	18.0°
Tail Kick Arc	0.0°
Rocker & Camber	
Camber/Rocker Amount	0.000"

DETAILED PARAMETERS (continued)



Specification	Value
Camber/Rocker Length	20.00"
Camber/Rocker Offset	0.00"
Drop Deck	
Drop Enabled	NO
Drop Depth	0.000"
Platform Length	10.00"
Drop Angle	45.0°
Drop Radius (Smoothness)	1.00"

GET IN TOUCH

A person in a hoodie and jeans is skateboarding on a concrete ledge in a modern building. The scene is dimly lit, with a blue tint. The person is in the middle of a trick, with the skateboard on the ledge and their feet on it. The background shows architectural details like columns and a staircase.

LindzCAD Software

Skateboard & Mold Design Software

Ski & Snowboard Design Software

Email: lindzcad1@gmail.com

SkateboardMolds.com

Website: www.skateboardmolds.com

Email: (Coming Soon)

Rhythm Technology Ltd.

Precision CNC Manufacturing

Website: www.rhythmcnc.com

Email: info@rhythmcnc.com

Social Media

YouTube: (To be provided)

Facebook: (To be provided)

Instagram: (To be provided)

TikTok: (To be provided)