



TECHNICAL SPECIFICATIONS

CUSTOM SKATEBOARD DESIGN

Customer: Lindsay Rogers
 Project: Sample Street Deck 8.25" with Graphics
 Date: 5/18/2026

KEY SPECIFICATIONS

Primary Dimensions		
Deck Width		8.25"
Wheelbase		14.25"
Thickness		0.438"
Nose Length		6.75"
Tail Length		6.50"
Concave & Rocker		
Concave Depth		0.350"
Concave Type		RADIAL
Flat Center Width		2.00"
Rocker / Camber		0.000"
Kicktail Profiles		
Kick Profile Type		PROGRESSIVE
Nose Kick Angle		12.5°
Nose Kick Radius		4.00"
Tail Kick Angle		13.0°
Tail Kick Radius		4.00"
Shape Tapering		
Nose Tip Width		0.30"
Tail Tip Width		0.30"
Nose Shape Ratio		3.00
Tail Shape Ratio		3.00





PERSPECTIVE VIEWS



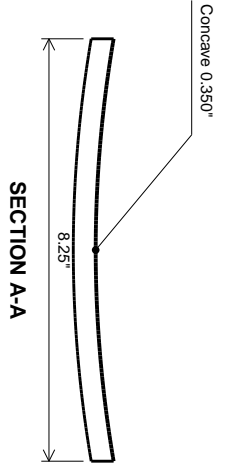
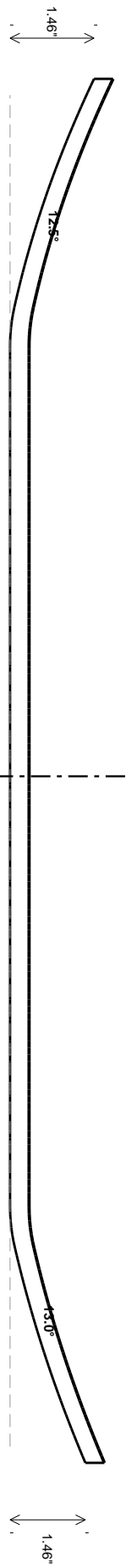
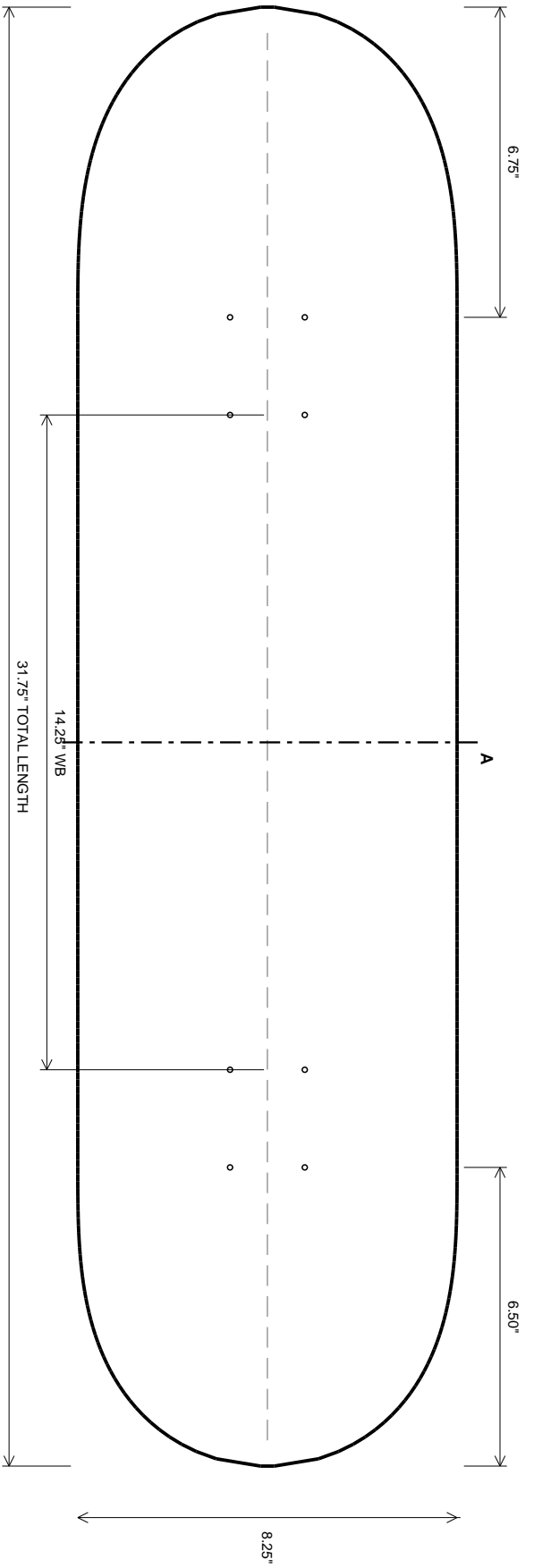
TOP VIEW



BOTTOM VIEW



SIDE VIEW



- NOTES:**
1. DECK CONSTRUCTION - 7 PILES HARD MAPLE VENEER.
 2. ROUND ALL EDGES TO 1/8" RADIUS.
 3. CONCAVE TYPE: RADIAL, DEPTH: 0.350".
 4. KICK PROFILE: PROGRESSIVE.
 5. TRUCK HOLE PATTERN: NEW SCHOOL.

ALL DIMENSIONS ARE IN INCHES UNLESS OTHERWISE NOTED.

TOLERANCES:
LENGTHS: $\pm 1/16"$ RADIAL: $\pm 1/16"$
HOLES: $+1/16", -0"$ ANGULAR: $\pm 2"$

SAMPLE STREET DECK 8.25" WITH GRAPHICS
Designed with LindzCAD | 5/18/2026
Concave: RADIAL | 7 Ply | Thickness: 0.4375"



DETAILED PARAMETERS

Specification	Value
Board Shape	
Nose Width	8.250"
Mid Board Width	8.250"
Mid Board Width Position	0.000"
Tail Width	8.250"
Wheelbase	14.250"
Nose Length	6.750"
Tail Length	6.500"
Nose Kick Angle	12.5°
Tail Kick Angle	13.0°
Nose Shape Ratio	3.00
Nose Wide Point Distance	0.000"
Nose Tip Width	0.30"
Nose Tip Width Fillet	0.00"
Nose Tip Rounding	0.0000"
Tail Shape Ratio	3.00
Tail Wide Point Distance	0.000"
Tail Tip Width	0.30"
Tail Tip Width Fillet	0.00"
Tail Tip Rounding	0.0000"
Thickness	0.4375"
Advanced Shape Controls	
Advanced Shape Enabled	NO
Nose Indent Length	6.76"
Nose Indent Depth	0.00"
Nose Indent Width	8.25"
Nose Corner Chamfer	0.00"
Nose Chamfer Angle	45.0°
Nose Tip Scoop	0.00"
Nose Tip Rounding (Adv)	0.0000"
Tail Indent Length	6.50"
Tail Indent Depth	0.00"

DETAILED PARAMETERS (continued)



Specification	Value
Tail Indent Width	8.25"
Tail Corner Chamfer	0.00"
Tail Chamfer Angle	45.0°
Tail Tip Scoop	0.00"
Tail Tip Rounding (Adv)	0.0000"
Concave	
Concave Depth	0.3500"
Concave Type	RADIAL
Flat Center Width	2.000"
Concave Center Position	0.000"
Nose Dist from Concave Center	6.250"
Tail Dist from Concave Center	6.875"
Nose Concave End	11.000"
Tail Concave End	11.000"
Concave Nose Kick	0.10"
Concave Nose Tip	0.05"
Concave Tail Kick	0.10"
Concave Tail Tip	0.05"
Kick Detail	
Kick Profile Type	PROGRESSIVE
Nose Kick Transition Pos	1.0625"
Nose Kick Transition Radius	4.00"
Flat Before Kick (Nose)	0.625"
Nose Kick Angle	12.5°
Nose Kick Arc	13.0°
Tail Kick Transition Pos	1.0625"
Tail Kick Transition Radius	4.00"
Flat Before Kick (Tail)	0.625"
Tail Kick Angle	13.0°
Tail Kick Arc	10.0°
Rocker & Camber	
Camber/Rocker Amount	0.000"



DETAILED PARAMETERS (continued)

Specification	Value
Camber/Rocker Length	20.00"
Camber/Rocker Offset	0.00"
Drop Deck	
Drop Enabled	NO
Drop Depth	0.000"
Platform Length	10.00"
Drop Angle	45.0°
Drop Radius (Smoothness)	1.00"

GET IN TOUCH



LindzCAD Software

Skateboard & Mold Design Software

Ski & Snowboard Design Software

Email: lindzcad1@gmail.com

SkateboardMolds.com

Website: www.skateboardmolds.com

Email: (Coming Soon)

Rhythm Technology Ltd.

Precision CNC Manufacturing

Website: www.rhythmcnc.com

Email: info@rhythmcnc.com

Social Media

YouTube: (To be provided)

Facebook: (To be provided)

Instagram: (To be provided)

TikTok: (To be provided)